

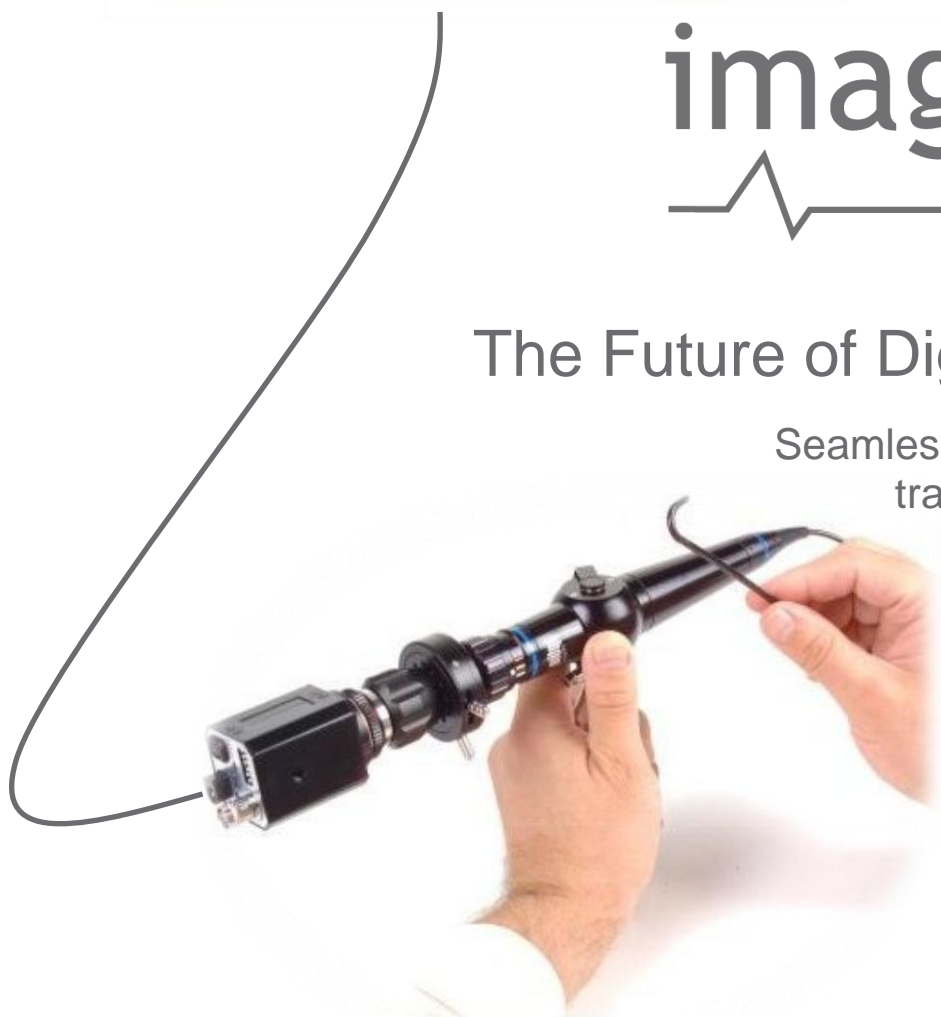
neologio



imageworx
— exambench

The Future of Digital Endoscopy

Seamlessly manage exam data,
track disease progression
and improve workflows



Efficiency and Patient Care

Designed to improve clinical workflows the Imageworx Exambench brings the power of digital technology to endoscopy.

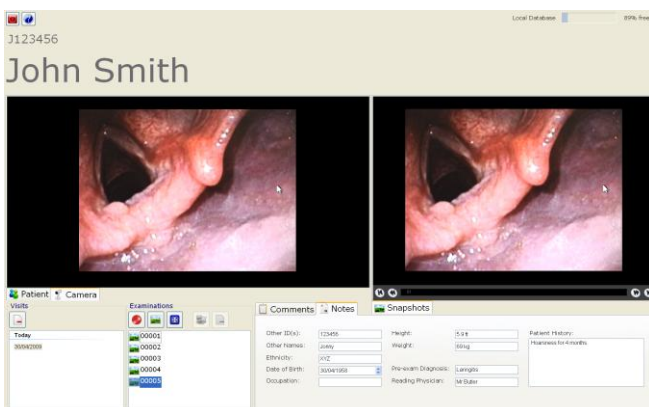
The integrated recording and management of patient images and demographic data coupled with an intuitive user interface leads to improved patient outcomes and reduced department operating costs.

Key Benefits

- Simple, intuitive user interface
- Storage of video, stills and patient data
- Simple data export for reports/presentations
- Securely store, share and review data
- Fast access to historical data
- Voice recording with video/stroboscopy
- Side by side comparison to former exams to monitor disease/treatment progression

Record and Review

The intuitive user interface allows new users to be up and running in minutes, recording and reporting is powerful yet straightforward. No lengthy data input is required to start examinations with the flexibility to add additional patient information. The live and recorded images are clearly displayed and controls needed during the exam are easily accessed from the single high resolution colour display or by a footswitch.



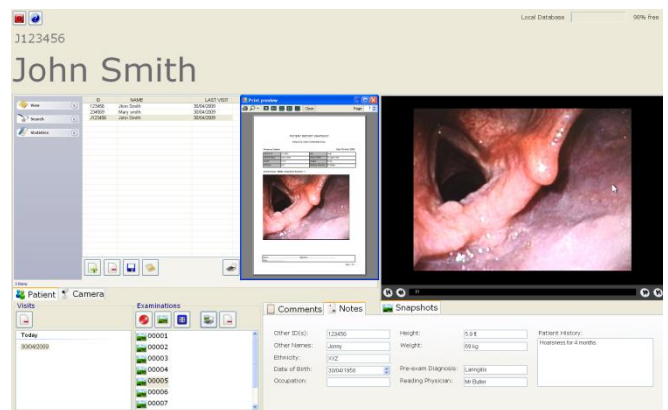
Side by side comparison to previous visit

Imageworx also allows the “side by side” comparison of historical exams with the current exam. This provides a fast, accurate means of monitoring disease progression and treatment over multiple visits.

Data Management

Imageworx stores still images and video digitally on computer disk that is instantly accessible and is easily and securely shared. All historical exams for the selected patient are shown which can be selected for review as desired. Patients waiting for exams can be listed and selected or new patients easily and quickly added.

Hospital branded, printed reports can be generated including patient notes and images. Stills and videos can be exported for presentations or additional reports.



Exam manager

Laryngoscopy/Stroboscopy Recording

By recording a patient’s voice alongside the video of the vocal cords/throat, clinicians can investigate speech related issues and track the progress, all with the Exambench. This feature can also be used to record the clinicians comments and relate it to specific sections of the video..

“I am delighted with the Imageworx software; it is intuitive, easy to use and adds real value to my practice”

– Ghassan Alusi: 9 Harley Street & Barts and the London NHS Trust

For more information or a demonstration please contact Centriq

T: +44(0)8458058900
E: enquiries@centriq.co.uk

T: +44 (0) 845 8058951

www.neologiq.co.uk

Neologiq Limited
8 The Square
Stockley Park
Uxbridge UB11 1FW. UK

Neologiq Limited is a registered company
Registered in England No 5837756